




Medium power transistor(-32V,-2A)

2SB1188

FEATURES

- Low $V_{CE(SAT)} = -0.5V$ (Typ.)
($I_C/I_B = -2A/-0.2A$).
- Complementary the 2SD1766.



APPLICATIONS

- Epitaxial planar type.
- PNP silicon transistor.

ORDERING INFORMATION

Type No.	Marking	Package Code
2SB1188	BCP/BCQ/BCR	SOT-89

MAXIMUM RATING @ $T_a = 25^\circ C$ unless otherwise specified

Symbol	Parameter	Value	Unit
V_{CBO}	Collector-Base Voltage	-40	V
V_{CEO}	Collector-Emitter Voltage	-32	V
V_{EBO}	Emitter-Base Voltage	-5	V
I_C	Collector Current –DC -Pulse	-2 -3	A
P_C	Collector power dissipation	500	mW
T_j, T_{stg}	Junction and Storage Temperature	-55 to +150	$^\circ C$



Medium power transistor(-32V,-2A)

2SB1188

ELECTRICAL CHARACTERISTICS @ Ta=25°C unless otherwise specified

Parameter	Symbol	Test conditions	MIN	TYP	MAX	UNIT
Collector-base breakdown voltage	$V_{(BR)CBO}$	$I_C=-50\mu A I_E=0$	-40			V
Collector-emitter breakdown voltage	$V_{(BR)CEO}$	$I_C=-1mA I_B=0$	-32			V
Emitter-base breakdown voltage	$V_{(BR)EBO}$	$I_E=-50\mu A I_C=0$	-5			V
Collector cut-off current	I_{CBO}	$V_{CB}=-20V I_E=0$			-1	μA
Emitter cut-off current	I_{EBO}	$V_{EB}=-4V, I_C=0$			-1	μA
DC current gain	h_{FE}	$V_{CE}=-3V I_C=-0.5A$	82		390	
Collector-emitter saturation voltage	$V_{CE(sat)}$	$I_C=-2A I_B=-0.2A$		-0.5	-0.8	V
Transition frequency	f_T	$V_{CE}=-5V, I_C=-0.5A,$ $f=30MHz$		100		MHz
Output Capacitance	C_{obo}	$V_{CB}=-10V f=1.0MHz I_E=0$		50		pF

CLASSIFICATION H_{FE}

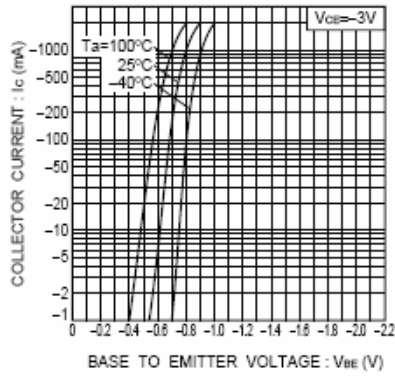
Rank	P	Q	R
Range	82-180	120-270	180-390
Marking	BCP	BCQ	BCR



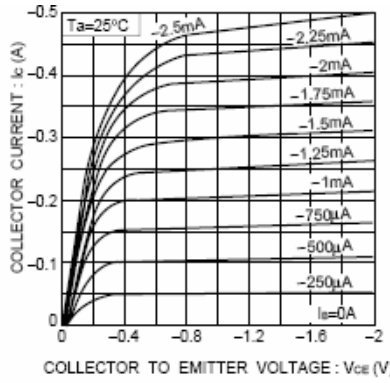
Medium power transistor(-32V,-2A)

2SB1188

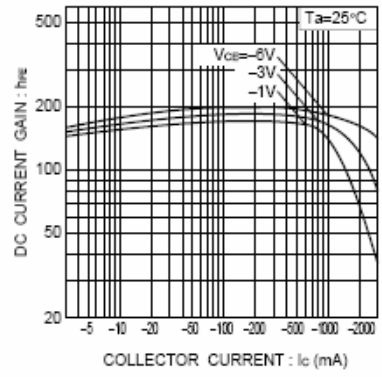
TYPICAL CHARACTERISTICS @ Ta=25°C unless otherwise specified



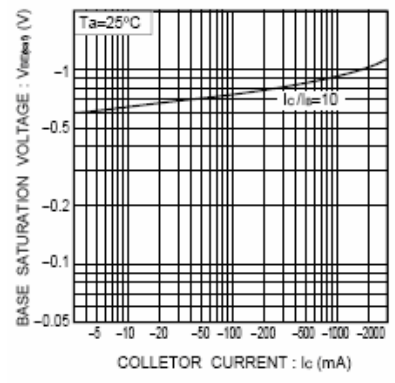
Grounded emitter propagation characteristics



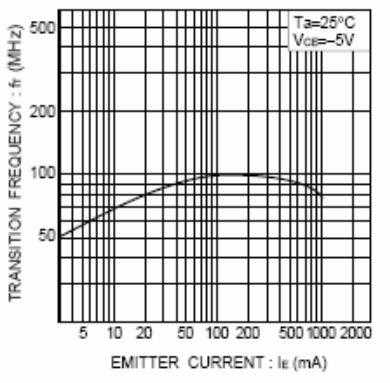
Grounded emitter output characteristics



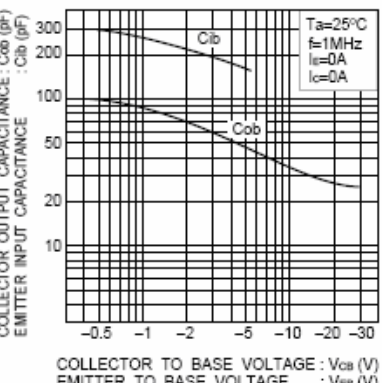
DC current gain vs. collector current (I)



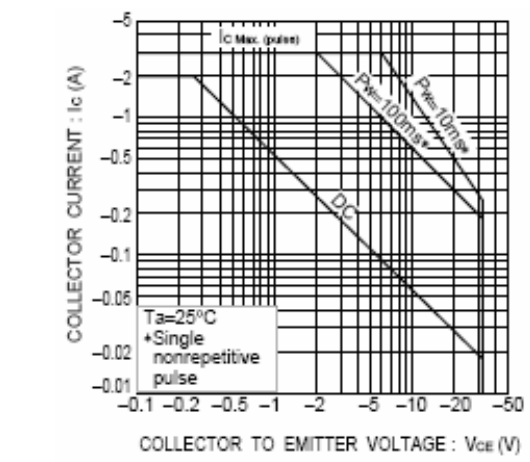
Base-emitter saturation voltage vs. collector current



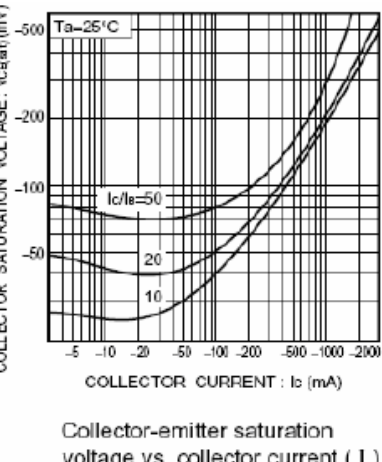
Gain bandwidth product vs. emitter current



Collector output capacitance vs. collector-base voltage
Emitter input capacitance vs. emitter-base voltage



Collector-emitter saturation voltage vs. collector current (I)



Collector-emitter saturation voltage vs. collector current (I)

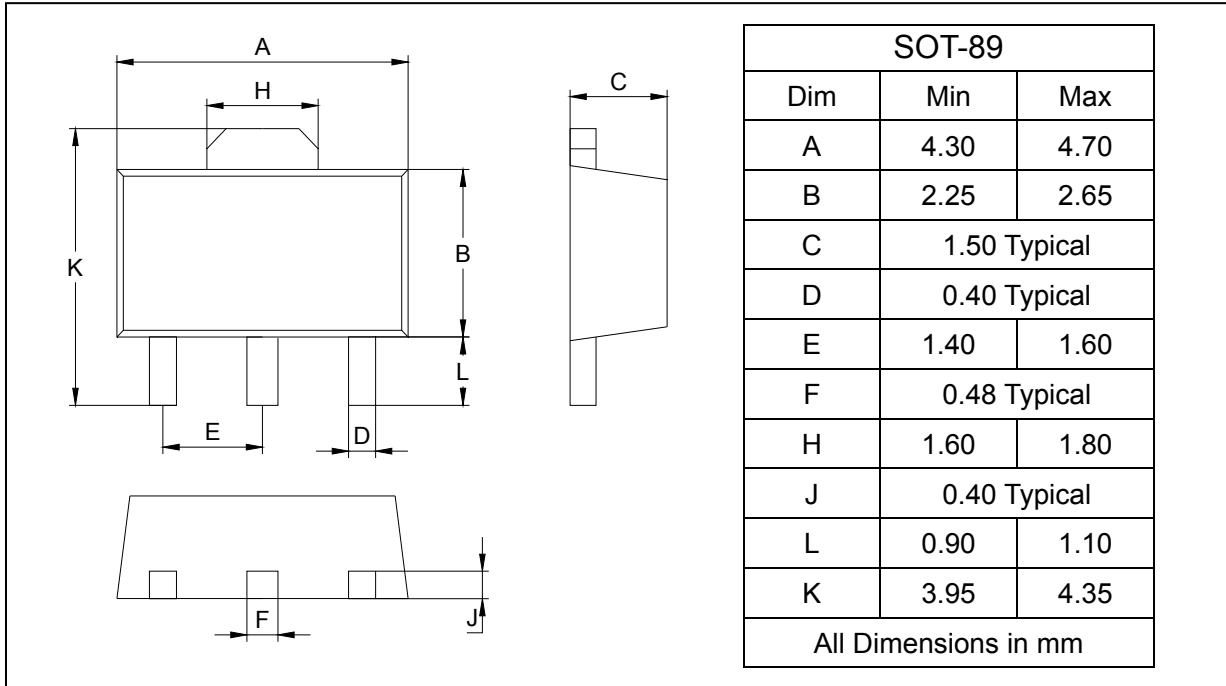
Medium power transistor(-32V,-2A)

2SB1188

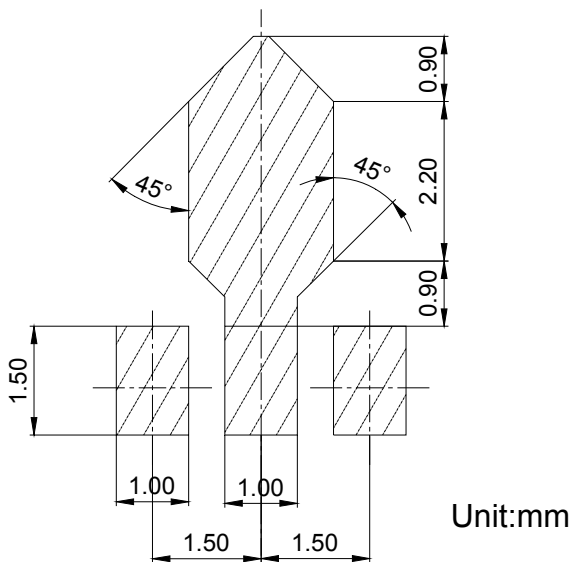
PACKAGE OUTLINE

Plastic surface mounted package

SOT-89



SOLDERING FOOTPRINT



PACKAGE INFORMATION

Device	Package	Shipping
2SB1188	SOT-89	1000/Tape&Reel